

PH Series



PH-25 Snap In



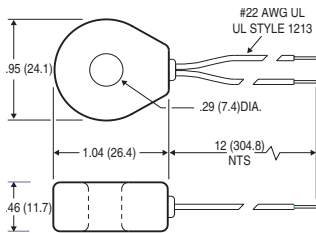
PH-31 Splash Proof



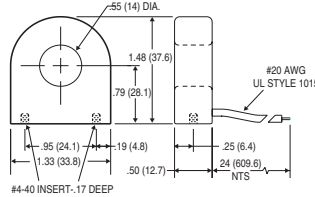
Model 19



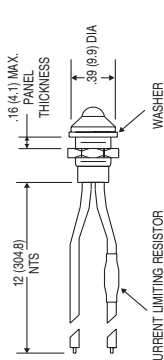
Model 18 (w/ Bracket)



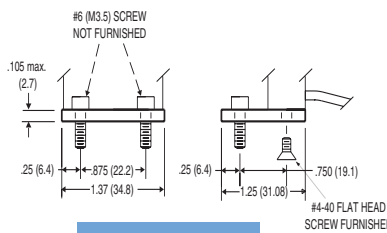
Model 19 Dimensions



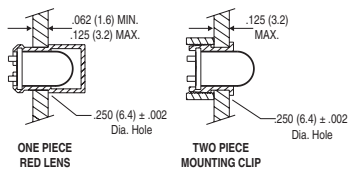
Model 18 Dimensions



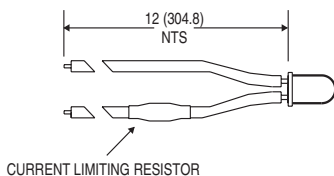
PH31 Dimensions



MB-18 Dimensions



PH25 Mounting



PH25 Outline

The **Remote Electrical Current Indicators** provide an effective method for remote monitoring of electrical current. The remote current sensing transformer is installed around the current-carrying wire and is connected directly to the LED panel indicator. When the current exceeds the turn-on point of the sensing transformer, the LED illuminates to indicate the presence of current. Two sizes of remote current sensing transformers are available for use with either one of two types of LED indicators. The panel indicators are available with either red, green or yellow LEDs.

Applications

- Monitor Status of Heater Elements
- Observe Remote Loads
- Indicate Phase Loss
- Monitor Motor Operation

Features

- Self Powered
- Red, Green, and Yellow Indicators
- Panel Mounting Bracket available

Specifications

- Model 18: 100 AAC Max, 600 VAC Max rating
- Model 19: 25 AAC Max, 600 VAC Max rating
- 50 - 1 KHz Bandwidth
- 10°C to +85°C Operating Temperature
- Mounting Bracket Non-Magnetic Aluminum Material
- Weight 0.03 LBS.

Regulatory Agencies



PART NUMBERS

Part Number	LED Color	Current Transformer	Turn On Point
CRI-PH25R18	Red	Model 18	2.5 AAC
CRI-PH25G18	Green	Model 18	3.0 AAC
CRI-PH25Y18	Yellow	Model 18	2.5 AAC
CRI-PH25R19	Red	Model 19	2.0 AAC
CRI-PH25G19	Green	Model 19	2.5 AAC
CRI-PH25Y19	Yellow	Model 19	2.0 AAC
CRI-PH31R18	Red	Model 18	2.5 AAC
CRI-PH31G18	Green	Model 18	3.0 AAC
CRI-PH31Y18	Yellow	Model 18	2.5 AAC
CRI-PH31R19	Red	Model 19	2.0 AAC
CRI-PH31G19	Green	Model 19	2.5 AAC
CRI-PH31Y19	Yellow	Model 19	2.0 AAC
Model 19	Wire Mount Current Transformer, 7.4mm window		
Model 18	Panel Mount Current Transformer, 14mm window		
MB-18	Panel Mounting Bracket for Model 18		